

Sharks

Notebooking Pages



Created by: Lynda Ackert
©2010
Christian Home School Hub
<http://christianhomeschoolhub.spruz.com/>



Sharks






Blank rectangular box for writing.



Blank rectangular box with horizontal lines for writing.



A large area of the page is filled with horizontal teal lines, providing space for writing. The lines are evenly spaced and extend across most of the page's width.

Sharks!

Blank writing area for the first section of the page.



Blank writing area for the second section of the page.

Blank writing area for the third section of the page.

Blank writing area for the fourth section of the page.

Blank writing area for the fifth section of the page.

Blank writing area for the sixth section of the page.


Blank writing area for the seventh section of the page.

Blank writing area for the eighth section of the page.

Blank writing area for the ninth section of the page.


Blank writing area for the tenth section of the page.



Blank writing area for the eleventh section of the page.






Sharks

SHARKS










Sharks

Sharks!

The worksheet is designed for a shark-themed activity. It features a large teal L-shaped border on the top and left sides, and a blue L-shaped border on the bottom and right sides. The page is divided into three horizontal sections by dashed lines. The top section is empty. The middle and bottom sections are each followed by a column of horizontal lines for writing. On the left side, there are three teal circles. On the right side, there are three blue squares.


Sharks!






Sharks!



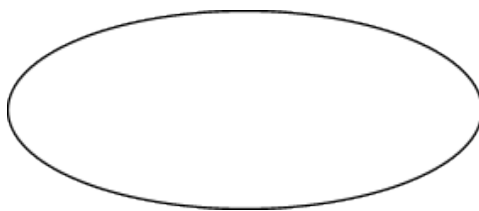


SHARK TAXONOMY

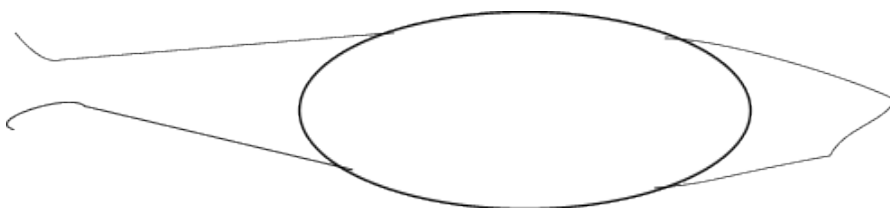


Draw a Shark!

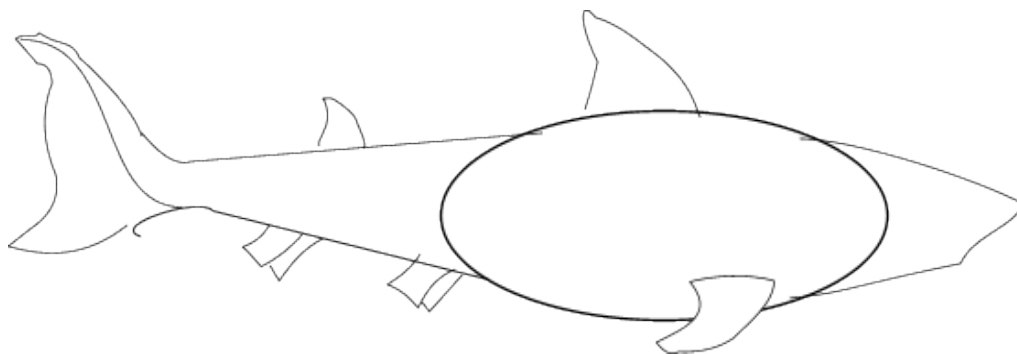
STEP 1




STEP 2



STEP 3



STEP 4



Draw a Shark!


Sharks!

The page features a large blue rounded rectangle that serves as a container. Inside the top-left corner of this rectangle is a smaller purple rounded rectangle. To the right of the purple rectangle and filling most of the remaining space is a large writing area with horizontal blue lines. The word 'Sharks!' is written in a bold, black, sans-serif font on a white, tilted rectangular background that overlaps the top-left corner of the purple rectangle.

Sharks!

Lined writing area with a drawing box in the bottom right corner.


Lined writing area with a decorative border.



Sharks!



TYPE OF SHARK



ILLUSTRATION/PHOTO

DESCRIPTION

DIET

RANGE

POPULATION STATUS

PREDATORS/THREATS

Type of Shark:

--


Description:

Diet:


Range:

Population (Status):

Predators/Threats:



Acrostic Poetry



S

H

A

R

K

S

Created by Lynda Ackert
©2010
Christian Home School Hub
<http://christianhomeschoolhub.spruz.com/>